

Communication Markets Division

# 3M™ Planar Light Circuit (PLC) Optical Splitters

3M™ Planar Light Circuit (PLC) Splitters are fully passive optical branching devices that exhibit uniform signal splitting for the most advanced optical networks. These planar silica waveguide devices are packaged in small form factor housings to offer compact management into 3M modules and splice trays. Ruggedized hardened case versions are also available for use in 3M™ Fiber Cabinet applications.

Bend insensitive, reduced water peak singlemode fiber is used to provide low bending loss in applications which require tight radius or significant handling by the technician. These splitters are manufactured to help provide the high performance and reliability needed in the outside plant environment. These splitters are RoHS compliant.\*

Applications for the PLC splitters include all FTTH network architectures (NGPON, XGPON, GPON, BPON, EPON), Passive Optical LAN and RFOG.



3M™ Planar Light Circuit (PLC) Optical Splitters

Operating Conditions	
Wavelength	1260 ~ 1360 nm & 1450 ~ 1650 nm
Temperature range	-40°C to 85°C
Humidity range	5% to 85% RH

### 3M™ Planar Light Circuit (PLC) Optical Splitters (Non-connectorized)

Specifications (ITU G.652D and G.657A1 fiber)										
Insertion loss (dB)	3.7	7.2	10.5	13.5	16.5	3.9	7.5	10.8	14.1	17.4
Uniformity (dB)	≤0.6	≤0.6	≤0.8	≤1.2	≤1.7	≤0.8	≤1.2	≤1.5	≤2.0	≤2.5
PDL (dB)	≤0.2	≤0.3	≤0.3	≤0.3	≤0.3	≤0.2	≤0.3	≤0.4	≤0.4	≤0.4
Return loss (dB)	≥55	≥55	≥55	≥55	≥55	≥55	≥55	≥55	≥55	≥55
Directivity (dB)	≥55	≥55	≥55	≥55	≥55	≥55	≥55	≥55	≥55	≥55

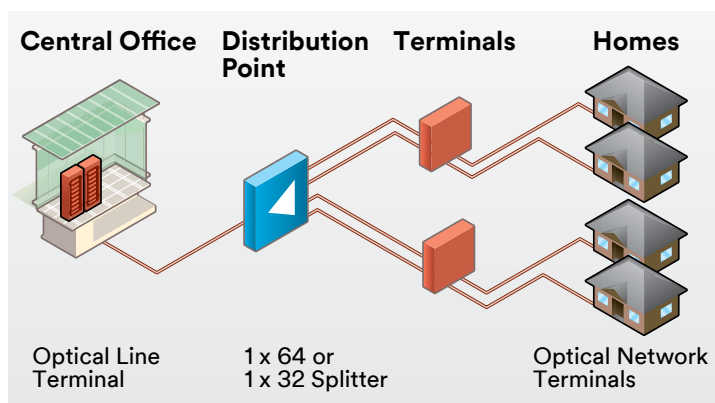
### 3M™ Hardened Case Splitters (Ruggedized tubing 2 mm)

Specifications (ITU G.652D and G.657A2 fiber)			
Insertion loss (dB) with connector	13.9	17.2	20.7
Uniformity (dB)	1.2	1.2	1.8
PDL (dB)	0.2	0.2	0.3
Return loss (dB)	≥55	≥55	≥55
Directivity (dB)	≥55	≥55	≥55
Hard case dimensions (mm)	100×80×10	100×80×10	120×80×20

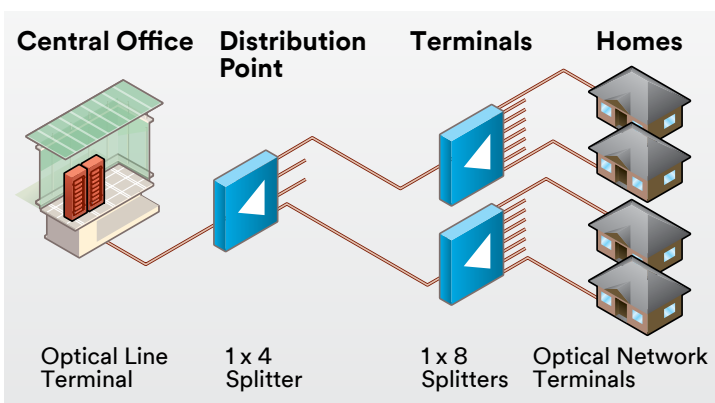


3M™ Planar Light Circuit (PLC) Optical Splitter Family

### PON Architectures Utilizing PLC Splitters



Centralized Splitting with 1×64 or 1×32  
3M™ Planar Light Circuit (PLC) Optical Splitters



Distributed Splitting with combination of 1×4 and 1×8  
3M™ Planar Light Circuit (PLC) Optical Splitters

### 3M™ Planar Light Circuit (PLC) Splitters Ordering Information


Product Number	Description	3M ID	Minimum Order
PLC-102-22-00-15-S-0	PLC singlemode optical splitter 1×2, 250 μm discrete output	80-6113-2660-6	1
PLC-104-22-00-15-S-0	PLC singlemode optical splitter 1×4, 250 μm discrete output	80-6113-2661-4	1
PLC-104-99-22-15-S-0	PLC singlemode optical splitter 1×4, 900 μm loose tube, SC/APC	80-6113-2516-0	1
<b>PLC-108-22-00-15-S-0</b>	<b>PLC singlemode optical splitter 1×8, 250 μm discrete output</b>	<b>80-6113-2662-2</b>	<b>1</b>
PLC-116-99-22-15-S-0	PLC singlemode optical splitter 1×16, 900 μm loose tube, SC/APC	80-6113-9834-0	1
PLC-132-99-22-15-S-0	PLC singlemode optical splitter 1×32, 900 μm loose tube, SC/APC	80-6114-7901-7	1
PLC-204-99-22-15-S-0	PLC singlemode optical splitter 2×4, 900 μm loose tube, SC/APC	80-6113-9835-7	1
PLC-208-99-22-15-S-0	PLC singlemode optical splitter 2×8, 900 μm loose tube, SC/APC	80-6113-9836-5	1
PLC-216-99-22-15-S-0	PLC singlemode optical splitter 2×16, 900 μm loose tube, SC/APC	80-6113-9837-3	1
PLC-232-99-22-15-S-0	PLC singlemode optical splitter 2×32, 900 μm loose tube, SC/APC	80-6113-9838-1	1

### 3M™ Planar Light Circuit (PLC) Splitters in Hardened Case Ordering Information

Product Number	Description	3M ID	Minimum Order
FOS-SM2×1X16LHC-SCAPC-2MMJKT-1.2M	3M™ Dual 1×16 Splitter Module designed to fit 3M™ Fiber Frames. SC/APC connectors. 1.2 meter (3.94') inputs and outputs with 2 mm jumper jacket.	80-6116-2152-7	1
FOS-SM1X32LHC-SCAPC-2MMJKT-1.2M	3M™ 1×32 Splitter Module designed to fit 3M™ Fiber Frames. SC/APC connectors. 1.2 meter (3.94') inputs and outputs with 2 mm jumper jacket.	80-6114-8880-2	1
FOS-SM1X64LHC-SCAPC-2MMJKT-1.2M	3M™ 1×64 Splitter Module designed to fit 3M™ Fiber Frames. SC/APC connectors. 1.2 meter (3.94') inputs and outputs with 2 mm jumper jacket.	80-6116-2289-7	1

### 3M™ Planar Light Circuit (PLC) Splitters in Trays Ordering Information

Product Number	Description	3M ID
2527-1X32PLC-1-SF2-AA	2527 tray with one 1×32 PLC splitter, splitter input splicing for 12 3.0×60 mm SF	80-6113-3088-9



3M™ Planar Light Circuit (PLC) Splitter, 250 μm discrete

[www.incom.mx](http://www.incom.mx)    [telemarketing@incom.mx](mailto:telemarketing@incom.mx)  
Tel. (55) 5243-6900    800-INCOM-00



3M is a trademark of 3M Company.

\*RoHS 2011/65/EU compliant: Yes means that the product or part (“Product”) does not contain any of the substances in excess of the maximum concentration values (“MCVs”) in EU Directive 2002/95/EC, as amended by Commission Decision 2005/618/EC, and/or in the recast RoHS Directive 2011/65/EU, Annex II, unless the substance is in an application that is exempt under the RoHS Directive 2002/95/EC, as amended, and/or under Annex III or Annex IV to the recast RoHS Directive 2011/65/EU. The MCVs are by weight in homogeneous materials.

**Important Notice**

All statements, technical information, and recommendations related to 3M’s products are based on information believed to be reliable, but the accuracy or completeness is not guaranteed. Before using this product, you must evaluate it and determine if it is suitable for your intended application. You assume all risks and liability associated with such use. Any statements related to the product which are not contained in 3M’s current publications, or any contrary statements contained on your purchase order shall have no force or effect unless expressly agreed upon, in writing, by an authorized officer of 3M.

**Warranty; Limited Remedy; Limited Liability.**

This product will be free from defects in material and manufacture for a period of 12 months at the time of purchase. **3M MAKES NO OTHER WARRANTIES INCLUDING, BUT NOT LIMITED TO, ANY IMPLIED WARRANTY OF MERCHANTABILITY OR FITNESS FOR A PARTICULAR PURPOSE.** If this product is defective within the warranty period stated above, your exclusive remedy shall be, at 3M’s option, to replace or repair the 3M product or refund the purchase price of the 3M product. Except where prohibited by law, 3M will not be liable for any loss or damage arising from this 3M product, whether direct, indirect, special, incidental or consequential regardless of the legal theory asserted.



**Communication Markets Division**

6801 River Place Blvd.  
Austin, TX 78726-9000 USA

Phone 1-800-426-8688  
Fax 1-800-626-0329  
Web 3M.com/Telecom

Please recycle. Printed in USA © 3M 2018.  
All rights reserved. 80-6113-8655-0