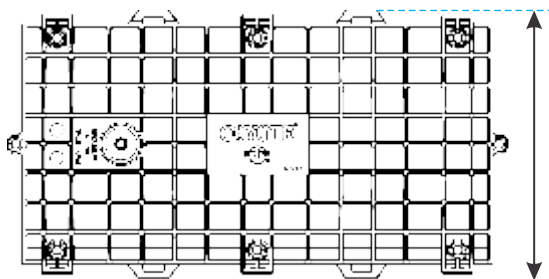
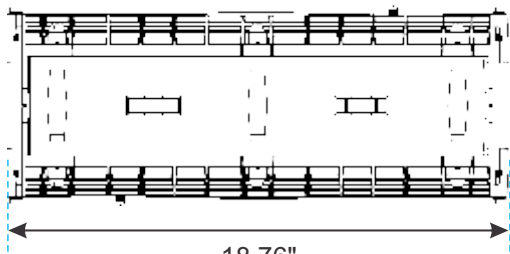


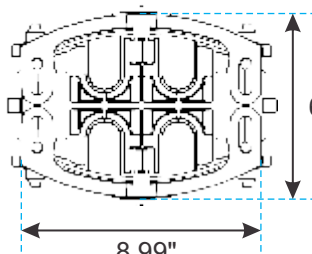
# CIERRE DE EMPALME DUAL CHAMBER



10.9"



18.76"



6.99"

8.99"



CATALOGO	DESCRIPCIÓN	CAPACIDAD DE CHAROLAS	MODELOS DE CHAROLA	PUERTOS	No. MÁXIMO DE EMPALMES
8006956	Coyote Runt In-Line Dual Chamber	4	80808392, 80806264MX	8	96



**LA FERRETERA DE LAS TELECOMUNICACIONES®**  
 Tel. (55)5243-6900, Fax (55)5243-6902, del interior 01800-INCOM-00  
 Skype: incomdf, ventas@incom.mx, www.incom.mx

COTAS EN:  
in  
PESO APROX:

ULTIMA ACTUALIZACIÓN: 2010/08/10

COMENTARIOS: